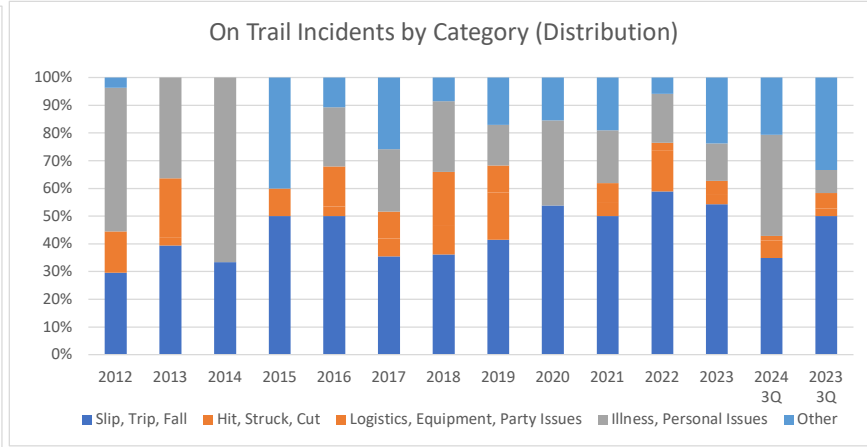
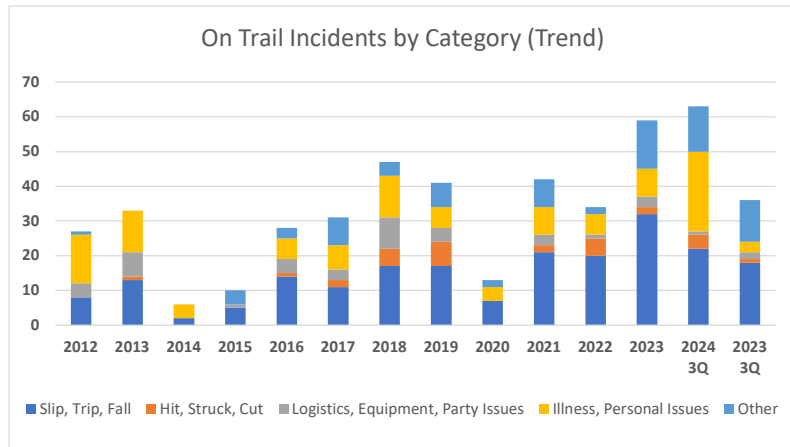


On Trail Incidents by Category

(Hiking, Backpacking, Bikepacking, Stewardship, Trail Running, Urban Walking, Exploring Nature, Naturalists, Photography, Global Adventure)

Through 3Q 2024

	2012	2013	2014	2015	2016	2017	2018	2019	2020	2021	2022	2023	2024 3Q	2023 3Q
Slip, Trip, Fall	8	13	2	5	14	11	17	17	7	21	20	32	22	18
Hit, Struck, Cut	0	1	0	0	1	2	5	7	0	2	5	2	4	1
Logistics, Equipment, Party Issues	4	7		1	4	3	9	4		3	1	3	1	2
Illness, Personal Issues	14	12	4	0	6	7	12	6	4	8	6	8	23	3
Other	1	0	0	4	3	8	4	7	2	8	2	14	13	12
Total	27	33	6	10	28	31	47	41	13	42	34	59	63	36
Slip, Trip, Fall %	30%	39%	33%	50%	50%	35%	36%	41%	54%	50%	59%	54%	35%	50%
Hit, Struck, Cut %	0%	3%	0%	0%	4%	6%	11%	17%	0%	5%	15%	3%	6%	3%
Logistics, Eqpmt, Party Issues %	15%	21%	0%	10%	14%	10%	19%	10%	0%	7%	3%	5%	2%	6%
Illness, Personal Issues %	52%	36%	67%	0%	21%	23%	26%	15%	31%	19%	18%	14%	37%	8%
Other %	4%	0%	0%	40%	11%	26%	9%	17%	15%	19%	6%	24%	21%	33%



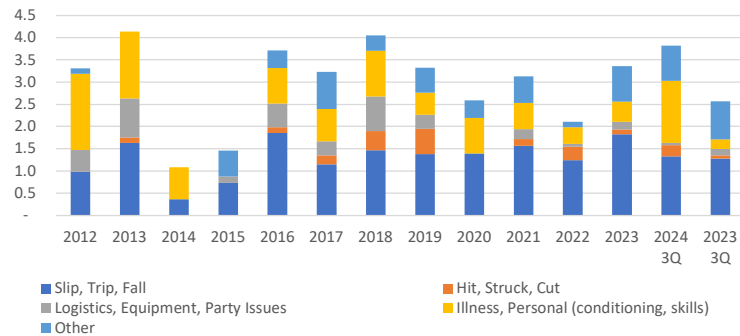
On Trail Incident Rates by Category

(Hiking, Backpacking, Bikepacking, Stewardship, Trail Running, Urban Walking, Exploring Nature, Naturalists, Photography, Global Adventure)

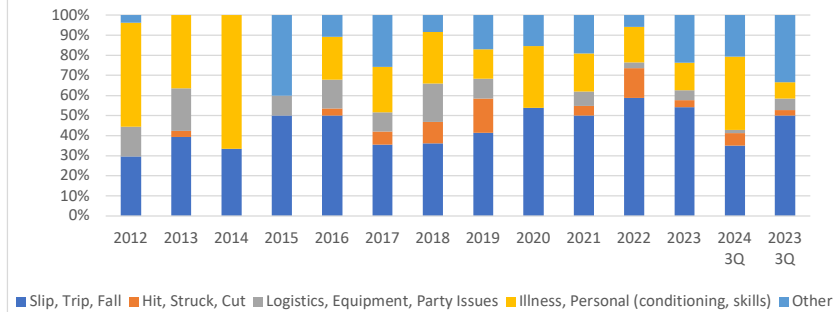
Through 3Q 2024

	2012	2013	2014	2015	2016	2017	2018	2019	2020	2021	2022	2023	2024 3Q	2023 3Q
Slip, Trip, Fall	1.0	1.6	0.4	0.7	1.9	1.1	1.5	1.4	1.4	1.6	1.2	1.8	1.3	1.3
Hit, Struck, Cut	-	0.1	-	-	0.1	0.2	0.4	0.6	-	0.1	0.3	0.1	0.2	0.1
Logistics, Equipment, Party Issues	0.5	0.9	-	0.1	0.5	0.3	0.8	0.3	-	0.2	0.1	0.2	0.1	0.1
Illness, Personal (conditioning, skills)	1.7	1.5	0.7	-	0.8	0.7	1.0	0.5	0.8	0.6	0.4	0.5	1.4	0.2
Other	0.1	-	-	0.6	0.4	0.8	0.3	0.6	0.4	0.6	0.1	0.8	0.8	0.9
Total	3.3	4.1	1.1	1.5	3.7	3.2	4.1	3.3	2.6	3.1	2.1	3.4	3.8	2.6
Slip, Trip, Fall	30%	39%	33%	50%	50%	35%	36%	41%	54%	50%	59%	54%	35%	50%
Hit, Struck, Cut	0%	3%	0%	0%	4%	6%	11%	17%	0%	5%	15%	3%	6%	3%
Logistics, Equipment, Party Issues	15%	21%	0%	10%	14%	10%	19%	10%	0%	7%	3%	5%	2%	6%
Illness, Personal (conditioning, skills)	52%	36%	67%	0%	21%	23%	26%	15%	31%	19%	18%	14%	37%	8%
Other	4%	0%	0%	40%	11%	26%	9%	17%	15%	19%	6%	24%	21%	33%

On Trail Incident Category Rates (Trend)



On Trail Incident Category Rates (Distribution)



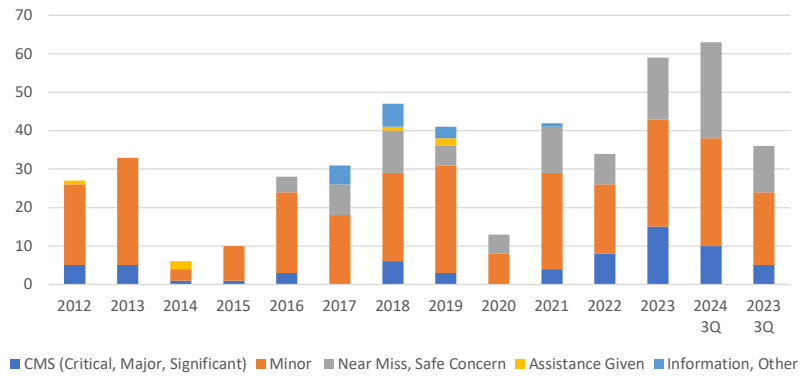
On Trail Incidents by Severity

(Hiking, Backpacking, Bikepacking, Stewardship, Trail Running, Urban Walking, Exploring Nature, Naturalists, Photography, Global Adventure)

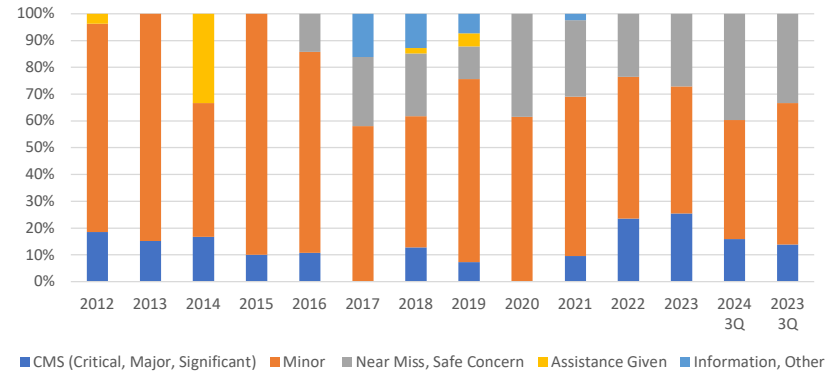
Through 3Q 2024

	2012	2013	2014	2015	2016	2017	2018	2019	2020	2021	2022	2023	2024 3Q	2023 3Q
CMS (Critical, Major, Significant)	5	5	1	1	3	0	6	3	0	4	8	15	10	5
Minor	21	28	3	9	21	18	23	28	8	25	18	28	28	19
Near Miss, Safe Concern	0	0	0	0	4	8	11	5	5	12	8	16	25	12
Assistance Given	1	0	2	0	0	0	1	2	0	0	0	0	0	0
Information, Other	0	0	0	0	0	5	6	3	0	1	0	0	0	0
Total	27	33	6	10	28	31	47	41	13	42	34	59	63	36
CMS %	19%	15%	17%	10%	11%	0%	13%	7%	0%	10%	24%	25%	16%	14%
Minor %	78%	85%	50%	90%	75%	58%	49%	68%	62%	60%	53%	47%	44%	53%
Near Miss, Safe Concern %	0%	0%	0%	0%	14%	26%	23%	12%	38%	29%	24%	27%	40%	33%
Assistance Given %	4%	0%	33%	0%	0%	0%	2%	5%	0%	0%	0%	0%	0%	0%
Information, Other %	0%	0%	0%	0%	0%	16%	13%	7%	0%	2%	0%	0%	0%	0%

On Trail Incident Severity (Trend)



On Trail Incident Severity (Distribution)



On Trail Incident Rates by Severity

(Hiking, Backpacking, Bikepacking, Stewardship, Trail Running, Urban Walking, Exploring Nature, Naturalists, Photography, Global Adventure)

Through 3Q 2024

	2012	2013	2014	2015	2016	2017	2018	2019	2020	2021	2022	2023	2024 3Q	2023 3Q
CMS (Critical, Major, Significant)	0.6	0.6	0.2	0.1	0.4	-	0.5	0.2	-	0.3	0.5	0.9	0.6	0.4
Minor	2.6	3.5	0.5	1.3	2.8	1.9	2.0	2.3	1.6	1.9	1.1	1.6	1.7	1.4
Near Miss, Safe Concern	-	-	-	-	0.5	0.8	0.9	0.4	1.0	0.9	0.5	0.9	1.5	0.9
Assistance Given	0.1	-	0.4	-	-	-	0.1	0.2	-	-	-	-	-	-
Information, Other	-	-	-	-	-	0.5	0.5	0.2	-	0.1	-	-	-	-
Total	3.3	4.1	1.1	1.5	3.7	3.2	4.1	3.3	2.6	3.1	2.1	3.4	3.8	2.6
CMS (Critical, Major, Significant)	19%	15%	17%	10%	11%	0%	13%	7%	0%	10%	24%	25%	16%	14%
Minor	78%	85%	50%	90%	75%	58%	49%	68%	62%	60%	53%	47%	44%	53%
Near Miss, Safe Concern	0%	0%	0%	0%	14%	26%	23%	12%	38%	29%	24%	27%	40%	33%
Assistance Given	4%	0%	33%	0%	0%	0%	2%	5%	0%	0%	0%	0%	0%	0%
Information, Other	0%	0%	0%	0%	0%	16%	13%	7%	0%	2%	0%	0%	0%	0%

